

Stark County's Influenza Weekly Report

Week 13 (3/26/17-4/1/17)



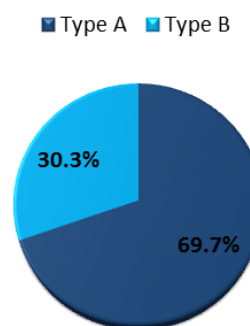
During Week 13:

- Stark County had 14 additional influenza-associated hospitalizations.
- Nationally, seven influenza-associated pediatric deaths were reported, none from Stark County.

So Far this Year:

- There have been 308 influenza-associated hospitalizations in Stark County.
 - Those hospitalized for influenza have ranged from 3 weeks to 100 years of age.
 - The median age for those hospitalized is 70 years.
- The national cumulative rate for influenza-associated hospitalizations was 57.2 per 100, 000 population.
- Up to week 13, 29,581 specimens collected nationally from public health laboratories were typed influenza A. This was 83.6% of all specimens collected. Of these, 2.7% subtyped as the 2009 H1N1 virus, 96.2% subtyped as the H3 virus, and subtyping was not performed on the rest of them.
- Nationally, 68 influenza-associated pediatric deaths were reported so far this year. Last year there was a total of 89.

% of Specimens by Type Among Stark County Reported Influenza Cases



Viruses Circulating vs. Viruses in this Year's Vaccine:

- Nationally since October 1, 2016, 806 specimens were characterized as Influenza A.
 - There were 589 influenza A (H3N2) viruses collected and 97.6% matched the influenza A (H3N2) component in this year's vaccine. There were 217 influenza A (H1N1) viruses collected and 99.5% matched the influenza A (H1N1) component in this year's vaccine.
- Nationally since October 1, 2016, 433 specimens were characterized as Influenza B.
 - Of these, 242 subtyped from the Yamagata Lineage and 201 subtyped from the Victorian Lineage. Of these specimens, 100% of the Yamagata Lineage matched the Influenza B component of the 2016-2017 vaccine and 92.0% of the Victorian Lineage matched.

⇒ **According to the MMWR published on February 17, 2017, this year's influenza vaccine is 48% effective.** This is from data collected from November 28th, 2016 until February 4th, 2017 from a group of 3,144 children and adults. According to the Centers for Disease Control and Prevention these interim estimates indicate that influenza vaccination reduced to the risk for outpatient medical visits by almost half.

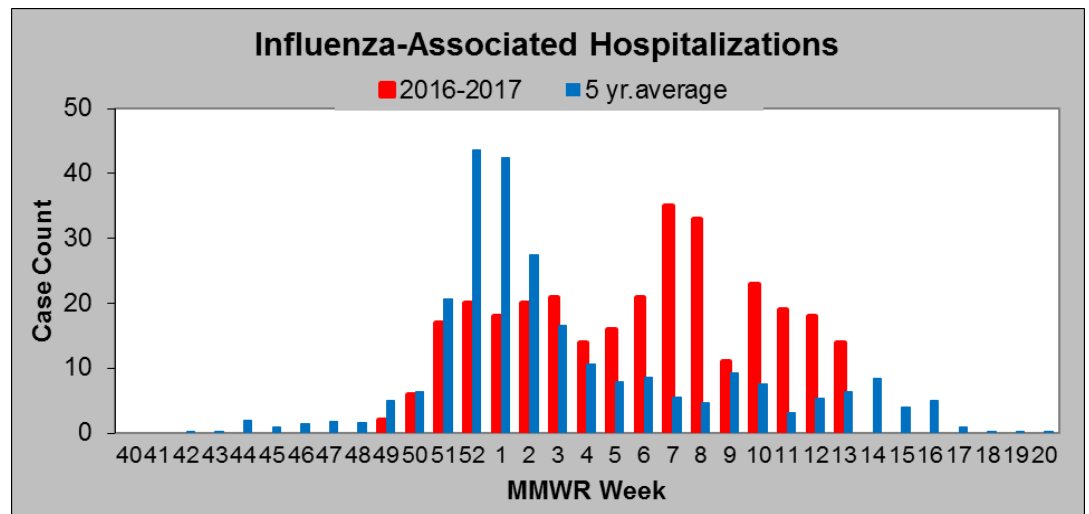
* All data presented in this weekly report are preliminary and may change as additional information is received.

* Multiyear averages included in this weekly report do not include the 2009/2010 H1N1 season.

➢ If you have any questions please contact Julia Wagner at 330.493.9914 or Wagnerj@starkhealth.org

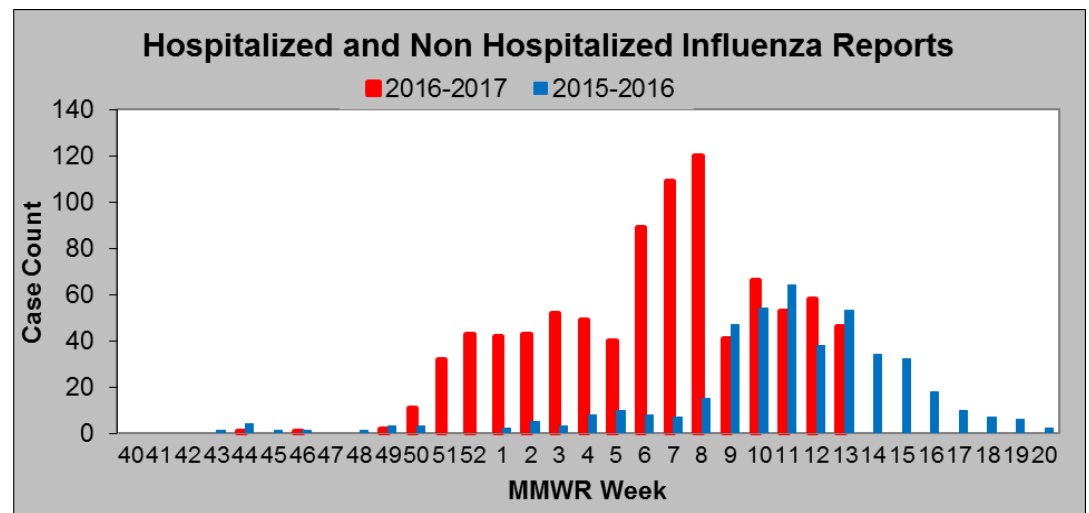
Graph 1: Hospitalized Influenza Cases Reported to the Local Health Department.

- ◆ There were 14 influenza-associated hospitalizations during week 13. This exceeded the six cases occurring on average during this week. The graph shows Stark County exceeding its five year annual average for the last 11 weeks. So far this year there have had a total of 308 influenza-associated hospitalizations while on average by this time there have been only almost 239 hospitalizations.



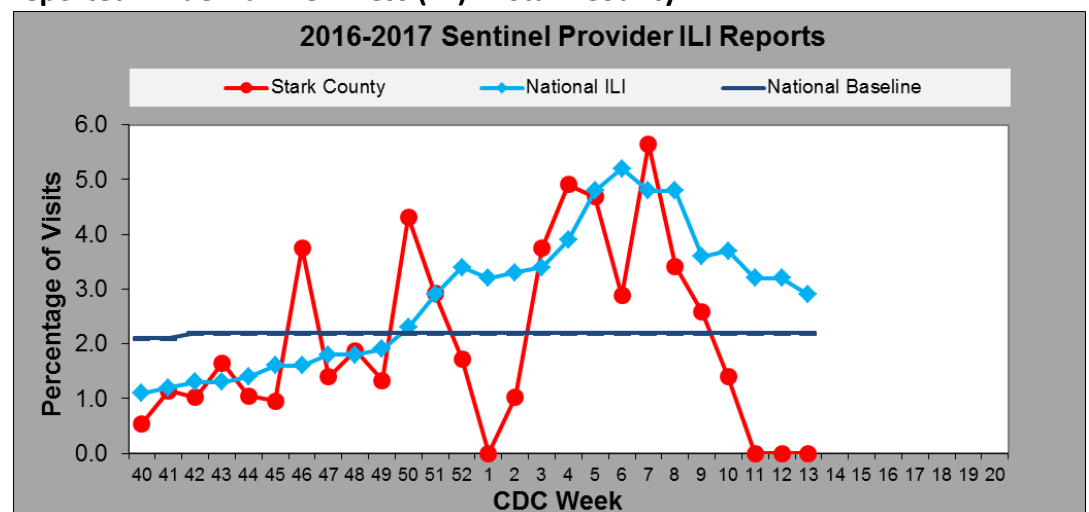
Graph 2: Hospitalized and Non-Hospitalized Influenza Cases Reported to the Local Health Department.

- ◆ There were 46 cases of hospitalized and non-hospitalized influenza reported for Week 13 in Stark County. Last year there were 53 cases reported this week. Stark County increased to 898 cases reported so far this year compared to the 328 cases reported so far last year.



Graph 3: Sentinel Provider Reported Influenza Like Illness (ILI) in Stark County.

- ◆ During week 13 the Stark County Sentinel Providers did not report any visits for ILI. The national reports decreased, but remained above the national baseline.



* All data presented in this weekly report are preliminary and may change as additional information is received.

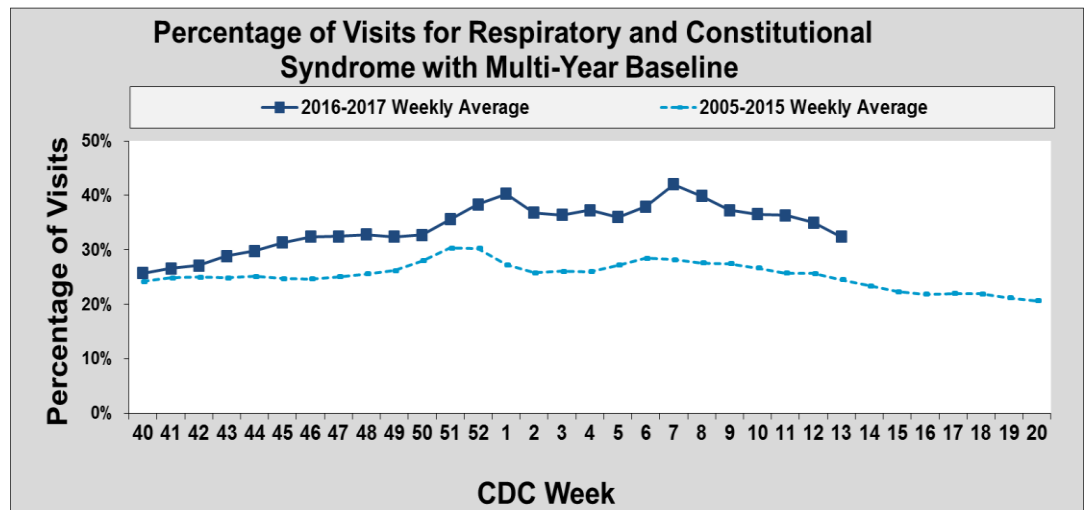
* Multiyear averages included in this weekly report do not include the 2009/2010 H1N1 season.

➤ If you have any questions please contact Julia Wagner at 330.493.9914 or Wagnerj@starkhealth.org

Graph 4: Emergency Department Visits for Respiratory and Constitutional Syndromes.

(Source: Health Monitoring Systems, EpiCenter, Hospital and Stat Care Patient Registration Surveillance System)

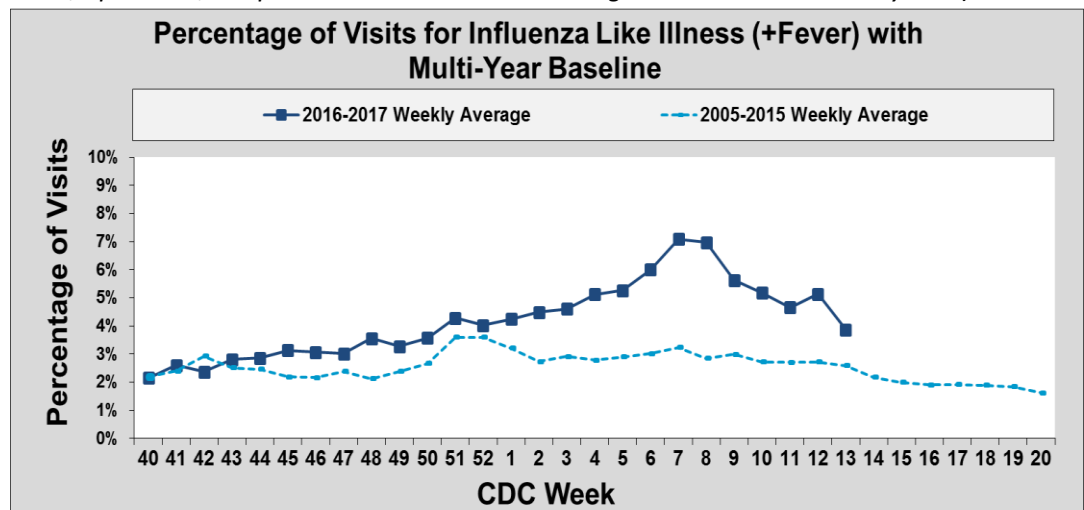
- ◆ ED and Stat Care visits for respiratory and constitutional syndrome decreased for the sixth consecutive week, but remained above the multi-year baseline average during week 13.



Graph 5: Emergency Department (ED) Visits for Influenza Like Illness (+Fever).

(Source: Health Monitoring Systems, EpiCenter, Hospital and Stat Care Patient Registration Surveillance System)

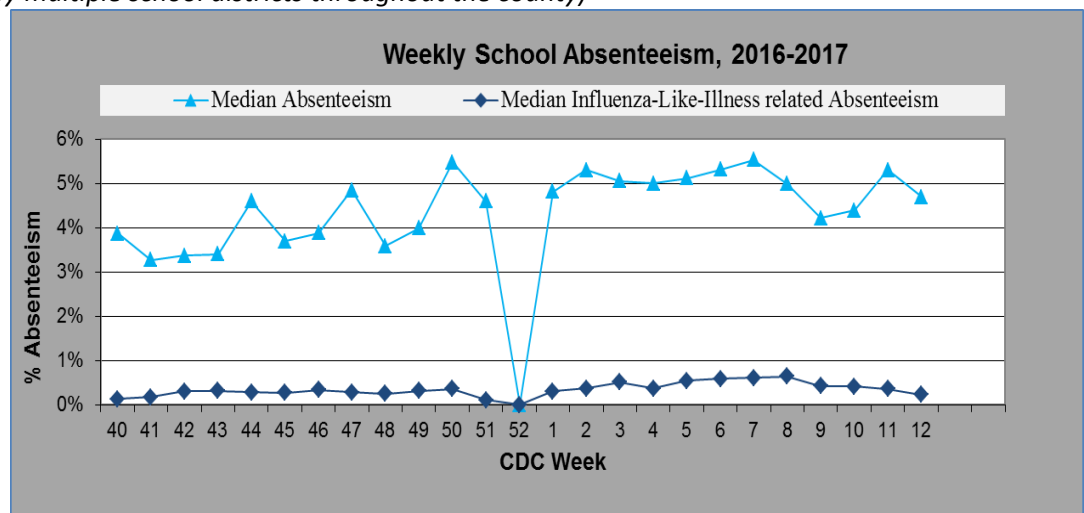
- ◆ ED and Stat Care visits for ILI + Fever for MMWR week 13 decreased to below 4% of visits, but remained above the multi-year average.



Graph 6: Stark County School Absenteeism.

(Source: Voluntary reporting by multiple school districts throughout the county)

- ◆ School absenteeism reporting is finished for the 2016-2017 season.



* All data presented in this weekly report are preliminary and may change as additional information is received.

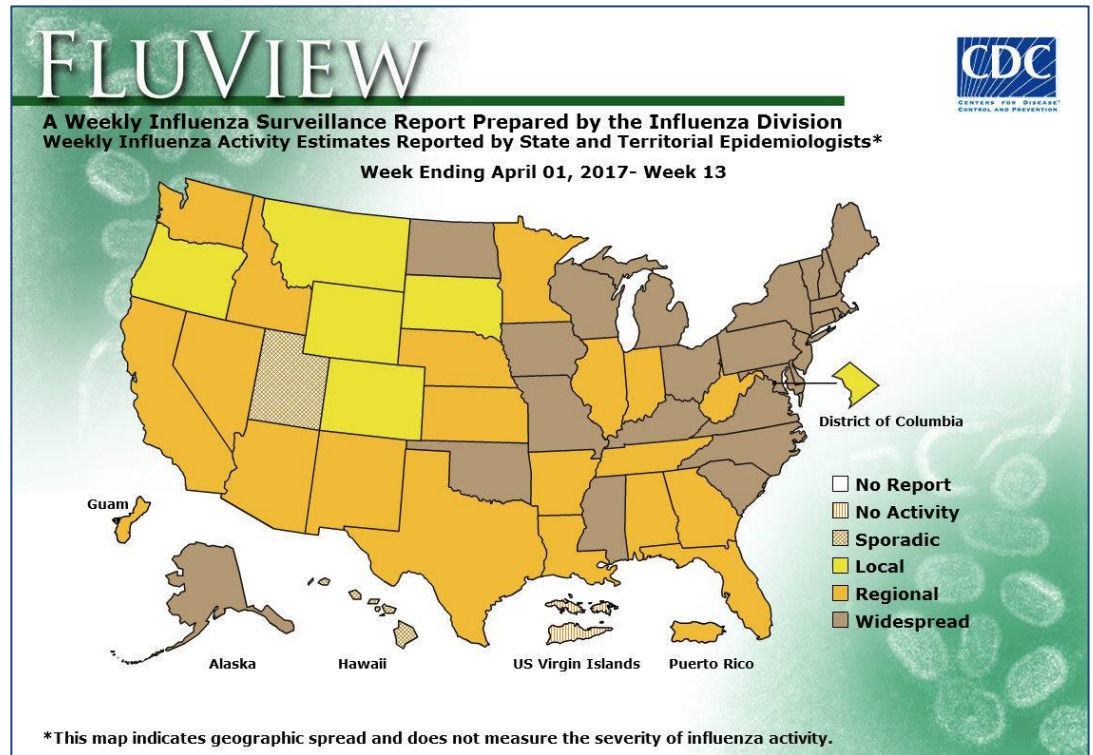
* Multiyear averages included in this weekly report do not include the 2009/2010 H1N1 season.

➤ If you have any questions please contact Julia Wagner at 330.493.9914 or Wagnerj@starkhealth.org

Map: Weekly Geographic Influenza Activity Estimates Reported by State and Territorial Epidemiologists Syndromes.

(Source: Health Monitoring Systems, EpiCenter, hospital and stat care patient registration surveillance system)

- ◆ During week 13, Ohio remained at widespread influenza activity. There were 23 other states also reporting widespread influenza.



Alliance City Health
 Department
cityofalliance.com/health



Promoting and Protecting Health Since 1849
 Canton City Health
 Department
cantonhealth.org



Massillon City Health
 Department
massillonohio.com/health



Stark County Health
 Department
starkhealth.org

* All data presented in this weekly report are preliminary and may change as additional information is received.

* Multiyear averages included in this weekly report do not include the 2009/2010 H1N1 season.

➤ If you have any questions please contact Julia Wagner at 330.493.9914 or Wagnerj@starkhealth.org